

EMPLOYED PERSONS IN THE NATIONAL ECONOMY IN OCTOBER 2023

As at the end of the month

EMPLOYED PERSONS IN THE NATIONAL ECONOMY

by sex



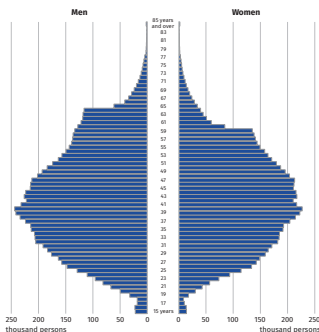
MEN
8010.9 thousand persons



WOMEN
7141.6 thousand persons

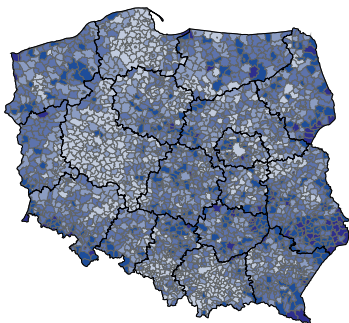
EMPLOYED PERSONS IN THE NATIONAL ECONOMY

by sex and age



MEDIAN AGE OF EMPLOYED PERSONS IN THE NATIONAL ECONOMY

by place of residence

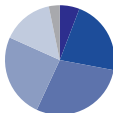
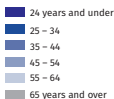


In years:

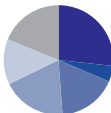
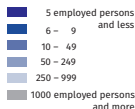


STRUCTURE OF EMPLOYED PERSONS IN THE NATIONAL ECONOMY

Age groups:



Size of entity:



EMPLOYED PERSONS IN THE NATIONAL ECONOMY*

FOREIGNERS



618.1 thousand persons

RETIREES AND PENSIONERS



777.9 thousand persons

DISABLED PEOPLE



475.5 thousand persons

* The data do not include information on persons insured at KRUS

Due to the rounding of data, in some cases sums of components may slightly differ from the amount given in the item 'total'.

[SEE MORE](#)



News release



Tables