

20.03.2024

Index numbers of sold production of industry in February 2024^{a)}

↑ 3.3%

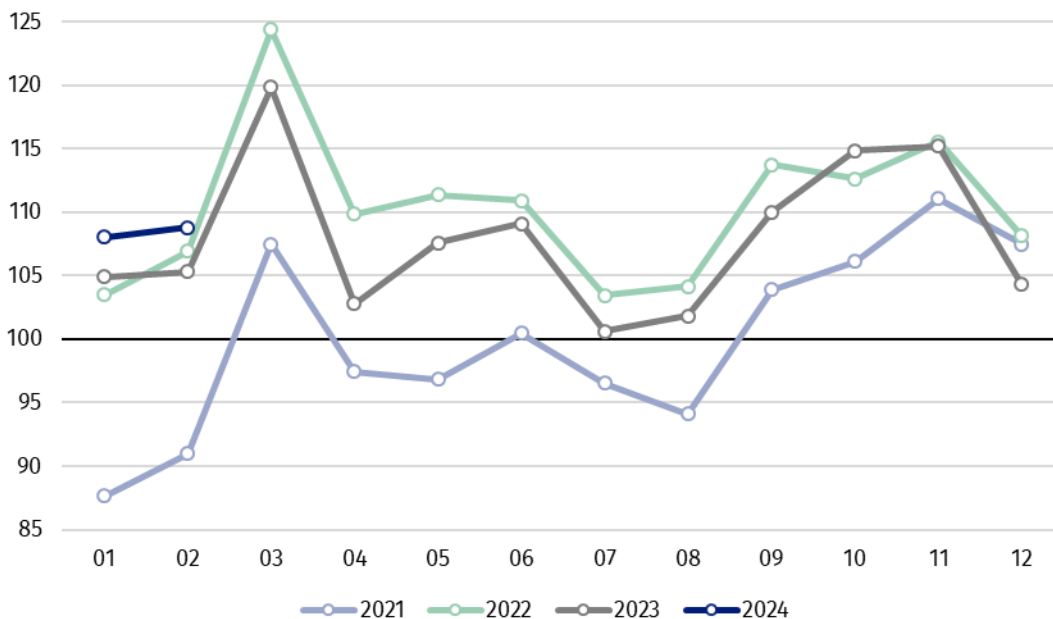
Increase in sold production of industry as compared to February 2023

In February 2024, sold production of industry was by 3.3% higher than in February 2023, when a decrease was recorded by 1.6% as compared to the corresponding period of the previous year, whereas in comparison with January 2024, it increased by 0.7%. In the period January-February of 2024, sold production of industry was by 2.8% higher than in the corresponding period of 2023.

After eliminating the seasonal factors, in February 2024 sold production of industry reached the level higher by 1.1% than in the corresponding month of 2023 and by 0.1% lower as compared to January 2024.

After seasonal adjustment, an increase in sold industrial production in February 2024 amounted to 1.1% per year

Chart 1. Sold production of industry (average monthly level in 2021=100)



In February 2024, among the main industrial groupings there was an increase per year in the production of capital goods – by 11.5%, non-durable consumer goods – by 3.8% and intermediate goods – by 1.0%. A decrease was observed in the production of energy – by 1.8% and slight in durable consumer goods – by 0.1%.

^{a)} Reported data; comprise enterprises with 10 or more persons employed.

Table 1. Index numbers of sold production of industry^{a)} (constant prices)

SPECIFICATION	2024						
	01	02	01	02	01-02	01	02
	previous month =100		previous year =100			monthly average of 2021 =100	
INDUSTRY	103.6*	100.7	102.9*	103.3	102.8	108.0*	108.8
Mining and quarrying	106.2*	105.3	95.8*	98.0	96.6	104.4*	110.0
Manufacturing	104.0*	101.5	102.6*	103.8	102.9	104.8*	106.8
Electricity, gas, steam and air conditioning supply	102.1*	87.1	109.5*	95.7	101.9	150.9*	127.7
Water supply; sewerage waste management and re-mediation activities	92.6*	102.5	109.7*	110.3	109.2	102.6*	105.2

^{a)} Data including final information on production and prices in January and reported data in February.

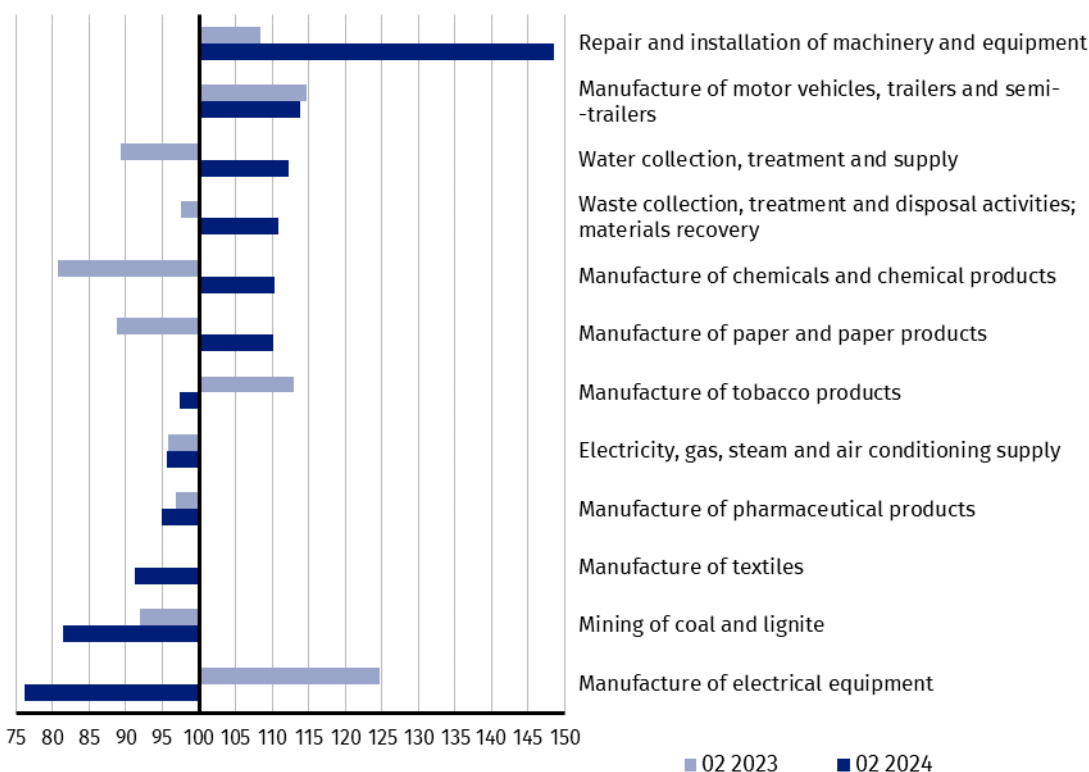
* Data revised.

According to the preliminary data, in February 2024 as compared to February 2023, an increase in sold production (in constant prices) was reported in 24 (out of 34) industry divisions, among others in repair and installation of machinery and equipment – by 48.5%, in manufacture of other transport equipment – by 17.8%, manufacture of motor vehicles, trailers and semi-trailers – by 13.9%, manufacture of chemicals and chemical products – by 10.3%, manufacture of paper and paper products – by 10.1%, manufacture of other non-metallic mineral products – by 6.9%, manufacture of food products – by 5.5%.

A decrease in sold production of industry, as compared to February 2023, was recorded in 10 divisions, among others in manufacture of electrical equipment – by 23.9%, in mining of coal and lignite – by 18.5%, in electricity, gas, steam and air conditioning supply – by 4.3%.

Share of production value of industry divisions, which saw an increase in comparison to February 2023, stood at 73.4%

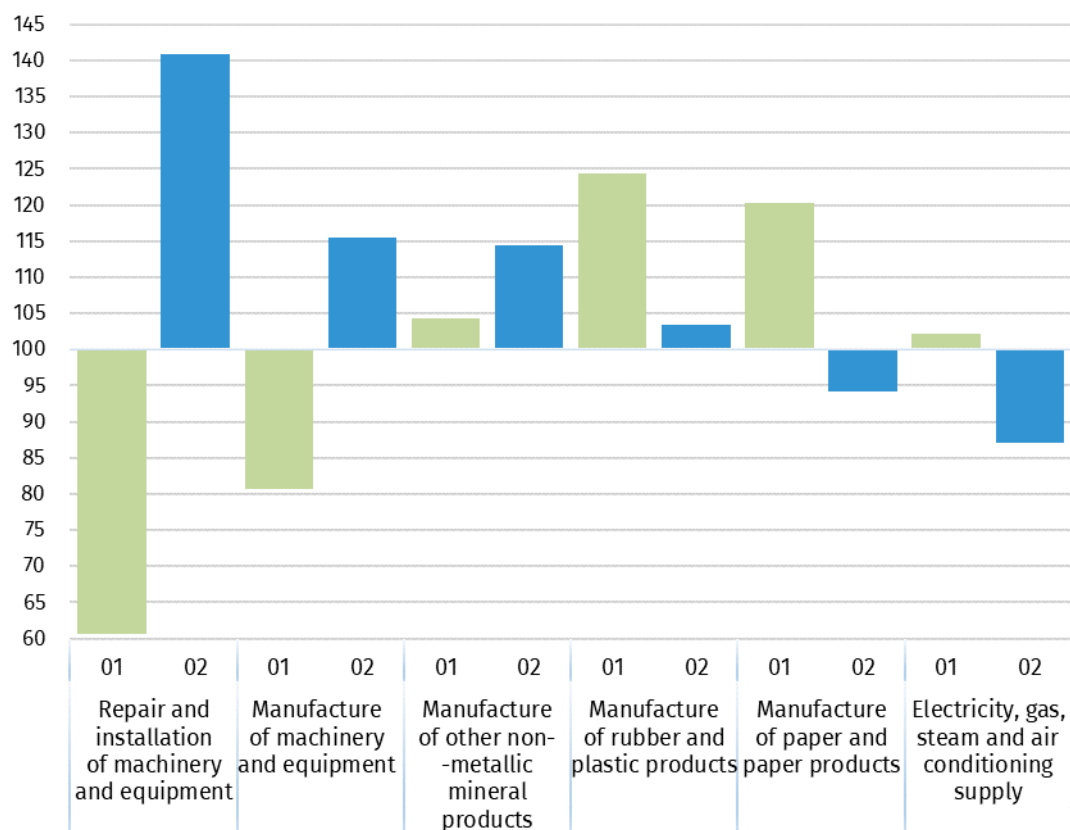
Chart 2. Index numbers of sold production of industry by selected NACE divisions (constant prices; previous year =100)



As compared to January 2024, an increase in sold production (in constant prices) in February 2024 was recorded in 24 (out of 34) industry divisions, among others in repair and installation of machinery and equipment – by 40.8%, in manufacture of machinery and equipment – by 15.4%, manufacture of other non-metallic mineral products – by 14.5%, manufacture of other transport equipment – by 11.8%, manufacture of chemicals and chemical products – by 3.9%, manufacture of rubber and plastic products – by 3.4%.

A decrease in sold production of industry, as compared to January 2024, was recorded in 10 divisions, among others in mining of coal and lignite – by 14.4%, in electricity, gas, steam and air conditioning supply – by 12.9%, in manufacture of paper and paper products – by 5.9%, manufacture of food products – by 2.1%.

Chart 3. Index numbers of sold production of industry by selected NACE divisions (constant prices; previous month =100)



In case of quoting Statistics Poland data, please provide information: “Source of data: Statistics Poland”, and in case of publishing calculations made on data published by Statistics Poland, please include the following disclaimer: “Own study based on figures from Statistics Poland”.







Prepared by:
Enterprises Department
Director Katarzyna Walkowska
Phone: (+48 22) 608 31 25

Issued by:
**The Spokesperson for the President
of Statistics Poland**
Karolina Banaszek
Phone: (+48) 695 255 011

Press Office

Phone: (+48 22) 608 38 04

e-mail: obslugaprasowa@stat.gov.pl

-  stat.gov.pl
-  [@GUS_STAT](https://twitter.com/GUS_STAT)
-  [@GlownyUrzadStatystyczny](https://www.facebook.com/GlownyUrzadStatystyczny)
-  [gus_stat](https://www.instagram.com/gus_stat)
-  [glownyurządstatystycznygus](https://www.youtube.com/glownyurządstatystycznygus)
-  [glownyurządstatystyczny](https://www.linkedin.com/company/glownyurządstatystyczny)

Related information

[Statistical Bulletin](#)

[Socio-economic situation of the country](#)

Data available in databases

[Knowledge Database - Industrial Production](#)

[Macroeconomic Data Bank](#)

[Macroeconomic indicators](#)

[Local Data Bank](#)

Terms used in official statistics

[Sold production of industry](#)

[Seasonally un-adjusted index of sold production of industry](#)

[Seasonally adjusted index of sold production of industry](#)

[Production of capital goods](#)

[Production of non-durable consumer goods](#)

[Production of durable consumer goods](#)

[Production of intermediate goods](#)

[Production of goods related to energy](#)