

Prices of agricultural products in February 2024

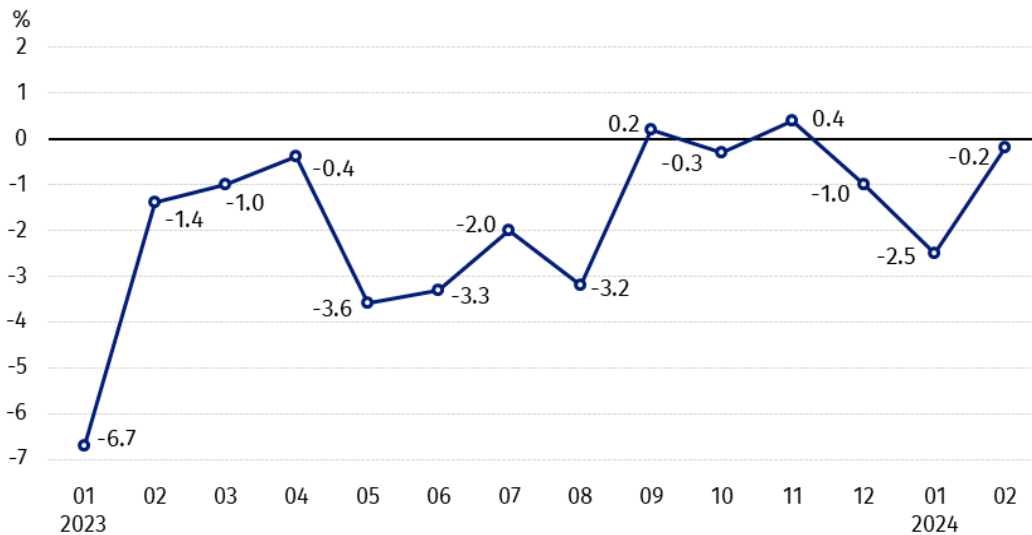
22.03.2024

↓ **15.4%**

a decrease in procurement prices of basic agricultural products in comparison with February 2023

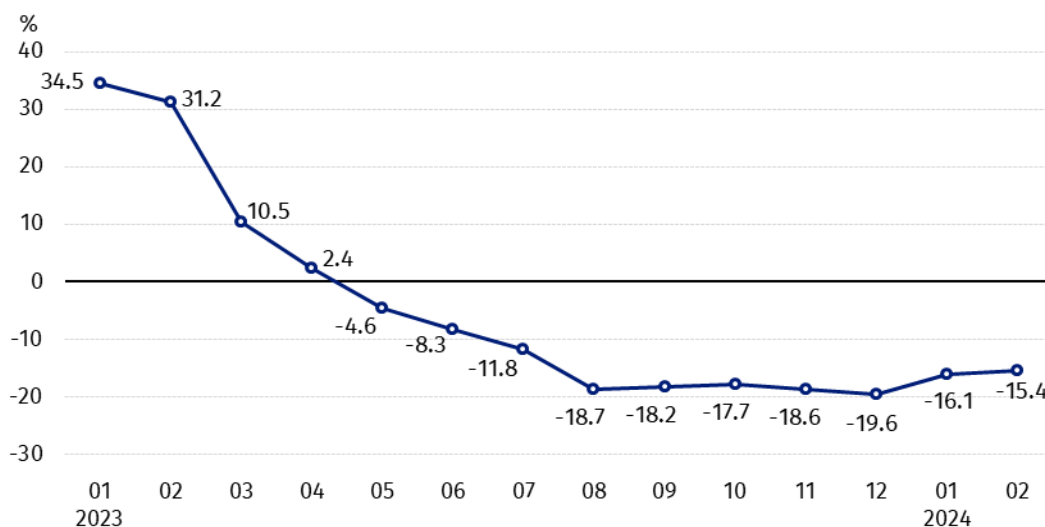
Procurement prices of basic agricultural products¹ decreased in February 2024 in comparison with the previous month (by 0.2%) as well as while compared to the corresponding period of the last year (by 15.4%).

Chart 1. Changes in procurement prices of basic agricultural products in relation to the previous month



In February 2024 compared to January 2024, the procurement prices of all basic agricultural products except pigs for slaughter decreased

Chart 2. Changes in procurement prices of basic agricultural products in relation to the corresponding month of the previous year



Procurement prices of all basic agricultural products, in February 2024 were lower than those recorded in February 2023

¹ Wheat, rye, cattle for slaughter, pigs for slaughter, poultry, cows' milk

Procurement prices and marketplace prices received by farmers

In February 2024, in comparison with the previous month, as well as compared to the corresponding period of the last year, both in procurement and on marketplaces, prices of most agricultural products were lower. On a monthly basis the prices of barley and pigs for slaughter in procurement, oats on marketplaces, as well as potatoes on both markets increased. On an annual basis more was paid for cattle for slaughter on marketplaces, as well as for potatoes (in procurement and on marketplaces).

Table 1. Prices of agricultural products (excluding VAT) in February 2024

Specification	Procurement prices			Marketplaces prices		
	02 2024					
	in zloty	01 2024=100	02 2023=100	in zloty	01 2024=100	02 2023=100
Cereal grain² – per 1 dt						
Wheat	81.50	95.5	63.2	111.16	97.4	70.0
Rye	59.10	97.6	58.4	85.57	98.1	64.7
Barley	78.12	100.1	67.7	104.84	98.0	70.0
Triticale	70.44	98.5	60.7	94.50	95.6	66.3
Oat	99.95	95.4	82.8	102.92	100.3	75.5
Maize	74.83	96.1	60.5	121.03	99.0	73.7
Potatoes³– per 1 dt	126.75	106.9	120.7	232.21	100.6	132.3
Animals for slaughter – per kg						
Cattle (excl. calves) ⁴	10.03	99.4	91.7	11.38	97,9	106.3
of which young cattle	10.22	98.2	92.1	.	.	.
Pigs ^a	7.25	102.9	86.7	.	.	.
Poultry	5.08	99.5	80.4	.	.	.
Cows' milk – per 1 hl	205.38	99.2	90.3	.	.	.

a – No data.

Data on procurement prices were calculated on the basis of information on value and quantity of procurement by legal persons and independent organizational entities without legal personality (without natural persons). Indices of procurement prices and prices received by farmers on marketplaces were calculated on the basis of absolute data expressed with more precision than in the tables.

² Procurement prices – excluding sowing seed.

³ Procurement prices – total (of which: edible early kinds, seed, edible late, industrial, of which starch). Marketplaces prices – edible excluding early kinds.

⁴ Marketplaces prices – average weighted price of cattle for slaughter calculated with the adoption of the structure of procurement quantity of young cattle and cows for slaughter.

Prices of major agricultural products in February 2024

In February 2024 procurement price of **wheat** (PLN 81.50 per dt) decreased in comparison with January 2024 (by 4.5%), as well as with the corresponding period of the last year (by 36.8%). On marketplaces, wheat was sold for PLN 111.16 per dt, i.e. by 2.6% cheaper than in the previous month and by 30.0% – than in February 2023.

The price of **rye** in procurement (PLN 59.10 per dt) was lower by 2.4% compared to January this year and by 41.6% in comparison with February 2023. The transaction price of rye on marketplace (PLN 83.57 per dt) decreased by 1.9% on a monthly basis and by 35.3% on an annual basis.

In February 2024 PLN 126.75 was paid per dt of **potatoes** in procurement, i.e. by 6.9% more than in the previous month and by 20.7% – than in the corresponding period of the last year. The price of potatoes on marketplaces (PLN 232.21 per dt) increased by 0.6% in comparison with January this year and by 32.3% compared to February 2023.

The procurement price of **cattle for slaughter** (PLN 10.03 per kg) was lower on a monthly basis (by 0.6%), as well as on an annual basis (by 8.3%). On marketplaces cattle for slaughter (PLN 11.38 per kg) was sold cheaper than in January this year (by 2.1%), but more expensive than in the corresponding period of the last year (by 6.3%).

In February 2024 PLN 7.25 was paid per kg of **pigs for slaughter** in procurement, i.e. by 2.9% more than a month ago. While on an annual basis the fall was noted (by 13.3%).

The procurement price of **poultry for slaughter** (PLN 5.08 per kg) decreased in comparison with January 2024 (by 0.5%), as well as compared to the same period of the last year (by 19.6%).

PLN 205.38 was paid in procurement per hl of **cows' milk**, i.e. by 0.8% less than in the previous month and by 9.7% – than a year ago.

Chart 3. Procurement and marketplaces prices of wheat and rye

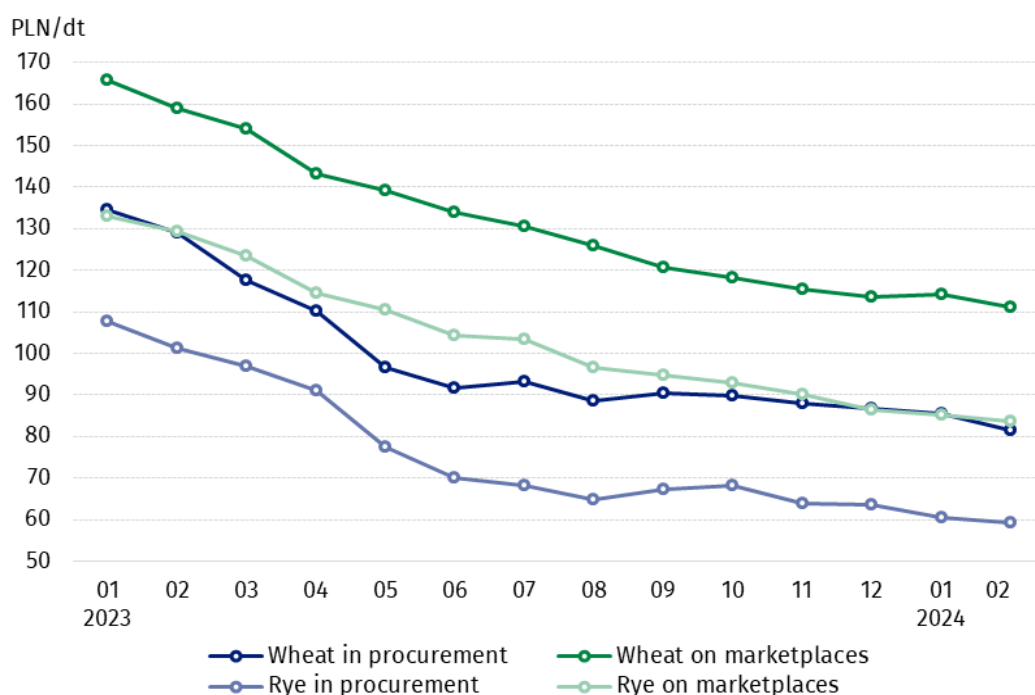


Chart 4. Procurement and marketplaces prices of potatoes

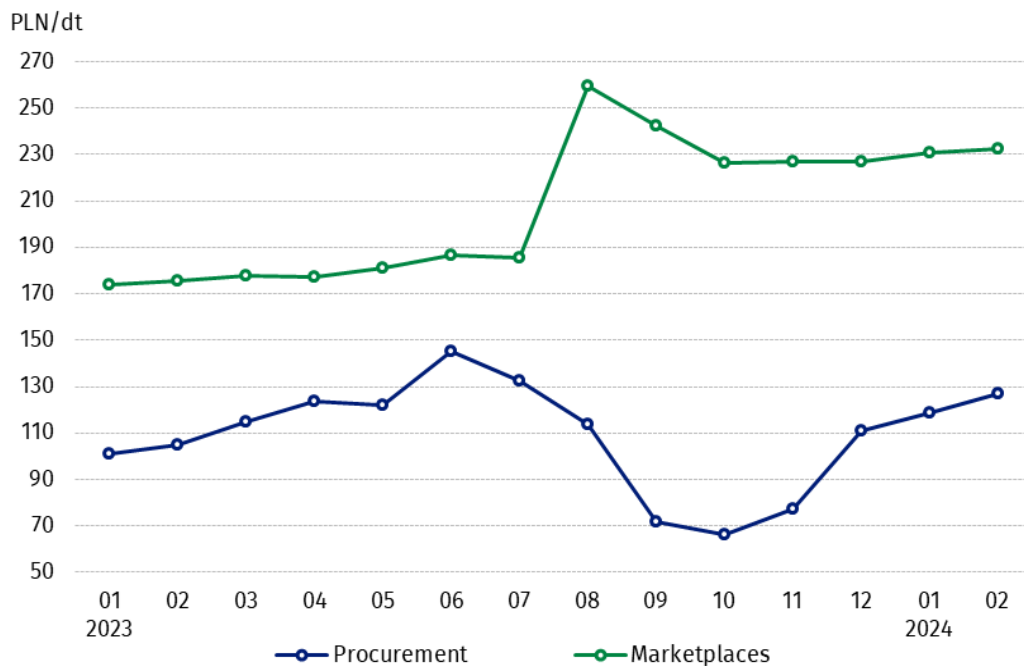


Chart 5. Procurement and marketplaces prices of cattle for slaughter and pigs for slaughter

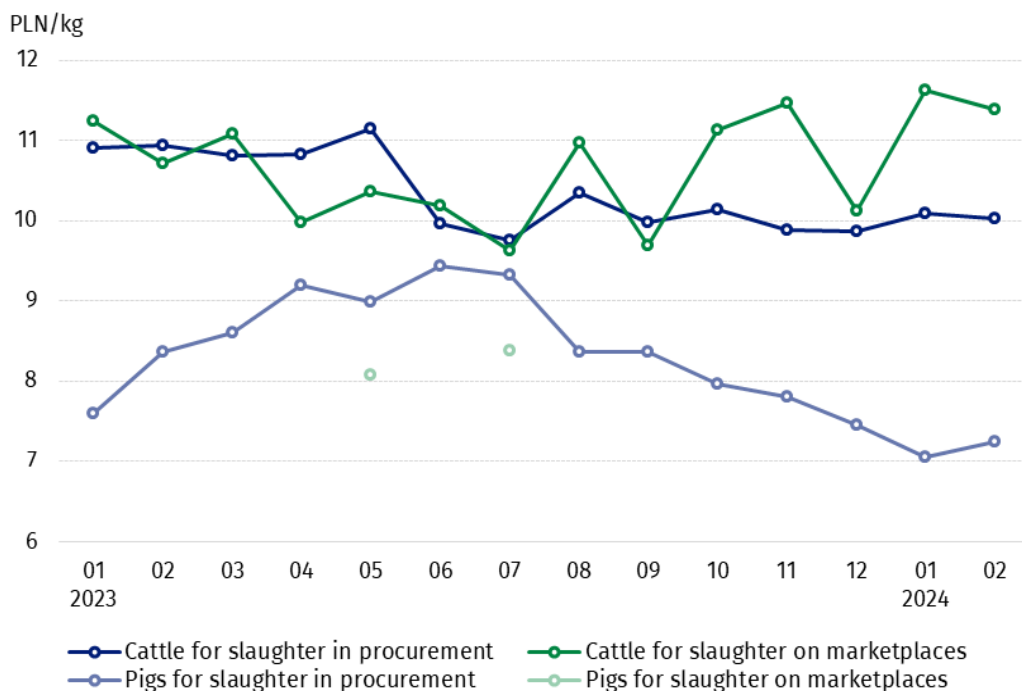
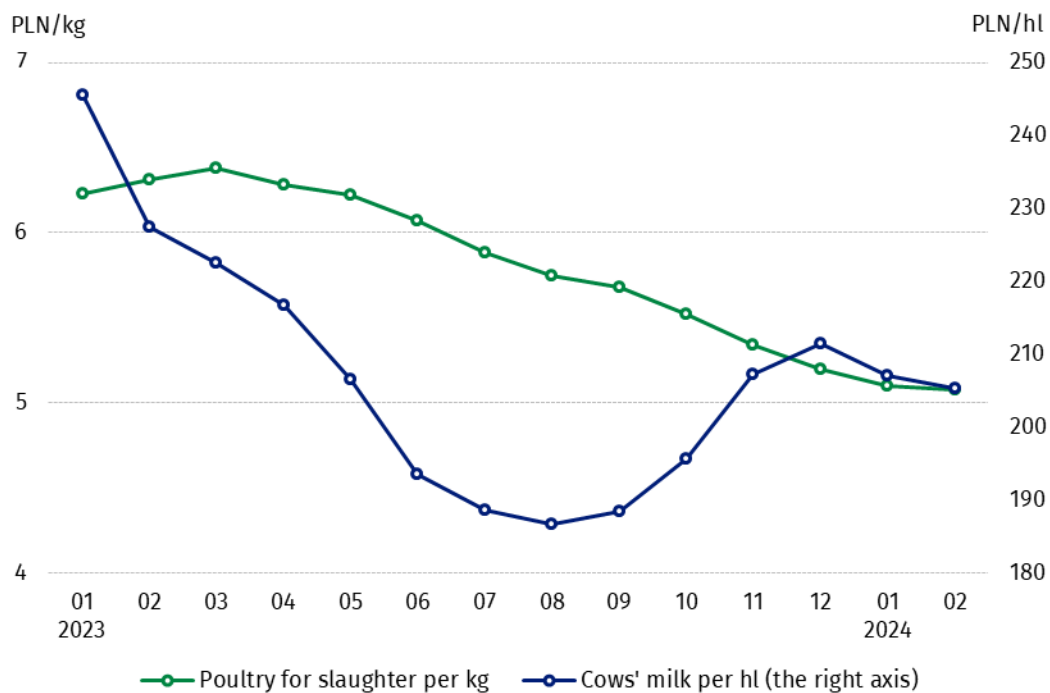


Chart 6. Procurement prices of poultry for slaughter and cows' milk



The differentiation of the level of prices of basic agricultural products in particular voivodships is presented in Table 2 for procurement prices and in Table 3 for prices obtained by farmers on marketplaces (Excel sheet).

In case of quoting Statistics Poland data, please provide information: “Source of data: Statistics Poland”, and in case of publishing calculations made on data published by Statistics Poland, please include the following disclaimer: “Own study based on figures from Statistics Poland”.

Prepared by:
Trade and Services Department

Director Ewa Adach-Stankiewicz
Phone: (+48 22) 608 31 24

Press Office

Phone: (+48 22) 608 38 04

e-mail: obslugaprasowa@stat.gov.pl


Issued by:
**The Spokesperson for the President
of Statistics Poland**


Karolina Banaszek
Phone: (+48) 695 255 011


 www.stat.gov.pl/en/

 @StatPoland

 @GlownyUrzadStatystyczny

 gus_stat

 glownyurządstatystycznygus

 glownyurządstatystyczny

Related information

[Socio-economic situation of the country in 2024](#)

[Procurement and prices of agricultural products in 2022](#)

Data available in databases

[BDL - Prices in agriculture \(monthly and annual data\)](#)

[DBW - Prices in agriculture \(monthly and annual data\)](#)

Terms used in official statistics

[Procurement of agricultural products](#)

[Procurement prices](#)

[Marketplace](#)

[Marketplace prices](#)